

Crest Marquee Range

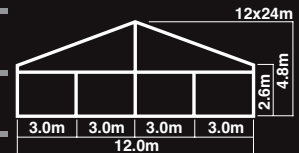
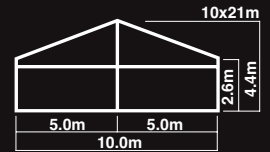
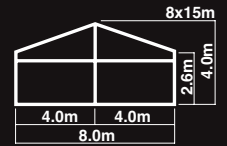
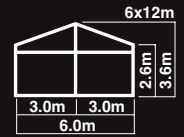


The Extreme Marquees Crest Range is the ultimate range of commercial grade event marquees. Starting at 6x15m and moving all the way up to 12 x 24m, these versatile tents can be joined together to cover any area to ensure you have your event covered!

Why not add some accessories that will complete your marquee setup. With full flooring and the option of PVC or glass walls, we can cater to suit your needs!

Product Specifications

Product	6x12	8x15	10x21	12x24
Clear Span Width	6m	8m	10m	12m
Eave Height	2.5m	2.5m	2.5m	2.5m
Ridge Height	3.58m	3.94m	4.3m	5.2m
Roof Pitch	20°	20°	20°	20°
Bay Distance	3m	3m	3m	3m
Longest Component	3.6m	4.2m	5.4m	6.4m
Minimum Tent Length	6m	6m	6m	9m
Maximum Tent Length	no limit	no limit	no limit	no limit
Main Profile	84x48x3mm	84x48x3mm	84x48x3mm	122x68x3mm
Maximum Wind Speed	80km/hr	80km/hr	80km/hr	80km/hr
Eave Connection	Hot Dip Galvanised Steel Insert			
Framework Material	6061/T6 (13HW) Hard Pressed Extruded Aluminium			
Cover Material	PVC Coated Polyester textile, flame retardant to DIN 4102 B1,M2, 620g-850g/m ²			



Accessories:

- Weight Plate
- Roof Lining
- Flooring System
- Church Windows
- Ground Pins
- PVC Window
- Side Walls
- Glass Walling System
- Hard Walling System
- Rain Gutters
- Linings & Curtains